



BINHMINH LANGUAGE CENTER

Address: Office 10, 3rd Floor, W2 Building, Vinhomes Westpoint, Pham Hung Street,
Nam Tu Liem District, Hanoi - Tel: 04 3976 6365 - Web: binhminh.com.vn

NỘI DUNG ÔN TẬP HỌC KỲ 2
TIẾNG ANH 2-EXPLORE OUR WORLD

A. LANGUAGE CONTENTS _____ PAGE 2

Unit 2page 2

Unit 3page 3

Unit 4page 5

B. SAMPLE TEST _____ PAGE 6

B.1. ORAL TEST + INSTRUCTIONS.....page 6

B.2. WRITTEN TEST + ANSWER KEYS.....page 10

! LƯU Ý

Các Sample Test chỉ mang tính chất tham khảo với mục đích cho học sinh quen với các dạng đề có thể có trong đề thi Học kỳ II. Vì vậy, giáo viên nên chủ động thay đổi kiến thức cho học sinh để ôn luyện.

A. LANGUAGE CONTENTS

Unit 2: I like food

I. Vocabulary

1. Food:



Lunchtime (giờ ăn trưa)



a picnic (chuyến dã ngoại)



eat (ăn)



Let's eat! (Ăn thôi nào!)



an apple (một quả táo), apples (những quả táo)

II. Grammar

Express likes and dislikes

- I like _____. (*I like apples.*)
- I don't like _____. (*I don't like noodles.*)
- Do you like ____? (*Do you like chicken?*)
- Let's eat!

Unit 3: Clothes

I. Vocabulary

Clothes

dress (váy dài)

coat (áo khoác)

hat (mũ)

pants (quần dài)

shirt (áo sơ mi)

skirt (váy ngắn)

clothes (quần áo)

shoes (giày)

shorts (quần ngắn/quần đùi)

scarf (khăn quàng)

jumper (áo len/ áo chui đầu)

sandals (dép xăng-đan)

colors (màu sắc)

Housework

dirty (bẩn)

help (giúp đỡ)

washing machine (máy giặt)

wash day (ngày giặt đồ)

Feeling

hot (nóng)

cold (lạnh)

Prepositions

up (lên)

down (xuống)

Colors

red (màu đỏ)

blue (màu xanh dương)

white (màu trắng)

black (màu đen)

brown (màu nâu)

purple (màu tím)

green (màu xanh lá)

Shape

a rectangle (hình chữ nhật)

a triangle (hình tam giác)

II Pronunciation: /ʃ/, /d/, /f/

Practice pronouncing these sounds:

/ʃ/ **sh**irt

/d/ re**d**

/f/ scar**f**

Sh, Dd, Ff

III. Grammar

1. Express likes and dislikes clothes with colors.

- I like ... (the black pants)
- I don't like (the white shirt).
- What color is ...? – It is ...

(What color is the dress? – It is green.)

- What color are ...? – They are...

(What color are the shoes? – They are black.)

2. Express what you and others are wearing in hot and cold weather.

- It's cold / hot.
- I'm wearing _____.
- I'm wearing orange socks.
- It's cold / hot. I'm wearing_____.

3. Identify he / she.

- He/ She is wearing _____.

(He is wearing a jumper.) (She is wearing a scarf.)

4. Ask and answer about numbers of shapes with colors.

- How many orange triangles?

- One / - Two.

- She has 17 green hats.

- He has 18 shoes.

5. Express what you want.

- I want (a) _____. *(I want a shirt.)*
- My sister wants (a) _____. *(My sister wants a hat.)*

Unit 4: Animals

I. Vocabulary

Animals and plants

cub (con hổ non)

giraffe (con hươu cao cổ),

zebra (con ngựa vằn)

crocodile (con cá sấu)

hippo (con hà mã)

parrot (con vẹt)

frog (ếch)

water (nước)

grass (cỏ)

tree (cây cối)

river (dòng sông)

leaf (lá) => *leaves* (những chiếc lá)

wild animals (động vật hoang dã)

Verbs

eat (ăn)

drink (uống)

run (chạy)

walk (đi bộ)

lie (nằm)

sleep (ngủ)

roar (gầm)

II. Grammar

1. Introduce some animals.

- This is a/an _____.

(*This is a hippo.*)

2. Ask and answer about actions that animals do.

- Is the lion eating?

- Yes, it is.

- No, it isn't. It's drinking.

- The giraffe is eating leaves.



202...-202...

ORAL TEST - SEMESTER

TIENG ANH 2 - EXPLORE OUR WORLD



For pupil:

Full name:

School :

Class :

Date :/ / 202...

For teacher:

Skill: Speaking

TOTAL POINTS: ____/2



Teacher's comments:

FT (Signature + Name): VT (Signature + Name):



SPEAKING

① Look and say 2 words. /Nhìn và đọc 2 từ. **(0.5 ps)**

black

brother

orange

book

desk

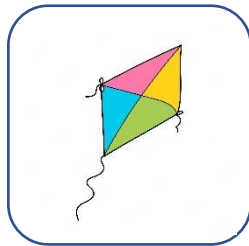
chair

monkey

write

2 Look and say. / Nhìn và nói. (1p)

A. Basic level (Student says the names of **three** pictures) – **0.75ps**



B. Advanced level (Student says a sentence to talk about **one** of the pictures) – **0.25ps**

The teacher should encourage students to make a sentence with "It's a ____."





3 Look. Listen to the teacher and answer 2 questions. / Nhìn và trả lời 2 câu.

(0.5ps)

How many ...?

.....



INSTRUCTION

❖ **AIM:** This test is designed to test students' oral language ability **at the end of semester.**

❖ **TESTER:**

- ✓ All students will be tested by the FOREIGN TEACHER.
- ✓ Vietnamese teaching assistant controls the class during the speaking test.

❖ **TIME ALLOWANCE:** Max: 3 mins/ a student (including 1 minute to prepare)

❖ **PROCEDURE:**

The test is divided into 3 parts:

❶ **Look and say. (0.5ps)** => 0.25ps for each correct word

Students read two of the words:

In this part of the speaking test, there are two ways to test students' oral language ability.

❖ The teacher can choose one of two ways to test in the time allowed:

1. Testing individually (Each student interacts with the teacher)

- The teacher asks students one by one to speak out any **two** of the words
- Students get 0.25 points for each correct word:
 - ✓ for pronunciation.
 - ✓ for the greatest fluency.

2. Testing in groups (Students read in groups)

***** NOTE: The foreign teacher can ask a group of five students to make in a horizontal line in front of the board (face their classmates at their seats) and Vietnamese assistant collects the students' points and keeps the other students quiet.**

- The teacher asks one group to stand up to read aloud any **two** of the words
- Each student gets 0.25 points for each correct word

❷ **Look and say. (1p)**

A. Basic level (0.75ps) => 1p for each correct word

*Students read **three** words which are the names of the pictures:*

- ❖ There are two ways to test students' oral language ability.
- ❖ The teacher can choose one of two ways to test in the time allowed:

1. Testing individually (Each student interacts with the teacher)

- The teacher points to any four of the pictures and students answer what pictures are about.
- Students get 0.25 points for each correct word:

Example: T: What's this? ⇨ S: (It's a) clock.

(Total 8 words: pink, crayons, king, thirteen, frog, orange juice, kite, princess)

2. Testing in groups (Students read in groups)

- The teacher asks one group to stand up to read aloud any three of the pictures.
- Each student gets 0.25 points for each correct word:

B. Advanced level (0.25ps) => 0.25ps for the correct sentence

- The teacher should encourage students to make sentences with "It's a ____."

Picture 1: It's a (brown) teddy bear.

Picture 2: It's a (red and yellow) truck.

Picture 3: It's a (yellow) balloon.

Picture 4: It's a bedroom.

- Each student gets 0.25 points for a correct sentence:
 - ✓ pronunciation,
 - ✓ greatest fluency.

③ Look. Listen to the teacher and answer 2 questions. (0.5ps) => 0.25ps for each correct answer.

Students answer **two** of the questions

- In this part of the speaking test, the teacher points to the pictures and asks students:
How many ...?
- Students listen and answer with the numbers of things in two of the pictures.
- Students get 0.25 points for each correct sentence.

E.g. **Teacher:** *Is there a bike?*

Student: *No, there isn't.*

Teacher: *Is there an ox?*

Student: *Yes, there is.*

NOTE: *At the end of the oral test, the teachers are required to:*

- ✓ *Write students' scores in the score box,*
- ✓ *Write your full name and sign your name,*
- ✓ *Write some comments.*

FINAL TEST - SEMESTER 2

TIENG ANH 2-EXPLORE OUR WORLD



For pupil:

Full name:

School :

Class :

Date :/ / 202...

For teacher:

Listening: ___/4

Reading & Writing: ___/4

TOTAL POINTS: ___/8



Teacher's comments:




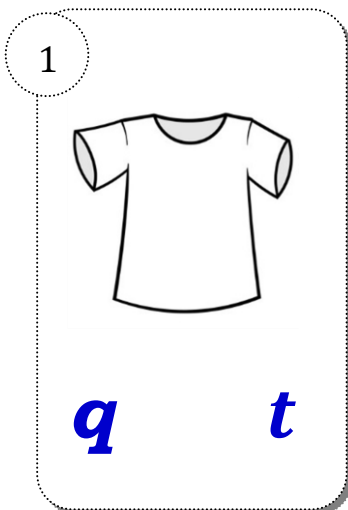
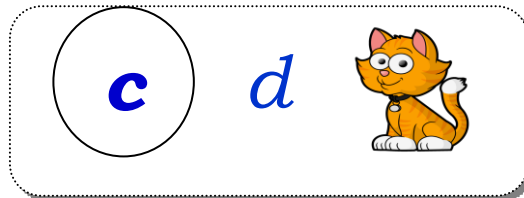
FT (Signature + Name): VT (Signature + Name):



PART A: LISTENING



1 Listen and circle the correct beginning letters. There's one example. /
Nghe và khoanh tròn chữ cái đầu tiên phù hợp. (2ps)


E.g.:



2 Listen and tick ✓ the correct pictures. There's one example. / Nghe và đánh dấu ✓ vào tranh đúng. (2ps)

E.g:

	<input type="checkbox"/>		<input checked="" type="checkbox"/>
---	--------------------------	--	-------------------------------------



5			6		
	<input type="checkbox"/>	<input type="checkbox"/>		<input type="checkbox"/>	<input type="checkbox"/>
7			8		
	<input type="checkbox"/>	<input type="checkbox"/>		<input type="checkbox"/>	<input type="checkbox"/>



PART B: READING & WRITING

1 Look at the pictures and tick ✓ the correct words. / Nhìn tranh và đánh dấu ✓ vào từ đúng. (1p)

E.g:

	<input checked="" type="checkbox"/>	<input type="checkbox"/>	<input type="checkbox"/>
	dog	cat	bird
	<input type="checkbox"/>	<input type="checkbox"/>	<input type="checkbox"/>
11.		<input type="checkbox"/>	<input type="checkbox"/>
	giraffe	lion	snake
	<input type="checkbox"/>	<input type="checkbox"/>	<input type="checkbox"/>

12.



water

grass

river



2 Read and match. / *Đọc câu và nối với tranh. Có 1 tranh không dùng đến.*
(2ps)



Ex. *I have a cat.*



13. *This is a leaf.*



14. *I am hot.*



15. *It's a shirt.*



16. *She is happy.*



3 Look at the pictures and complete the sentences. / *Nhìn tranh và hoàn thành câu. (1p)*

Ex:
- *What pet do you have?*
- *I have a _____.*

- A. **dog**
- B. **cat**



17. *What is it? – It's a _____.*

A. **zebra**

B. **snake**



18. *Are you _____? – Yes, I am.*

A. **cold**

B. **sad**



④ Look and make the words with the correct letters. / *Hãy nhìn và viết các chữ cái còn thiếu. (1p)*

Ex:

cat



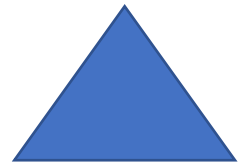
19.

t_ _e



20.

_rian_le



**** THE END ****

INSTRUCTION AND ANSWER KEY

PART A: LISTENING

➤ Tell students that they can listen **THREE TIMES**. Read the listening script **TWICE**.

1 Listen and circle the correct beginning letters. (2ps) => 0.5p / a correct answer

Example: cat. Cat. Cat.

Can you see the example? Now listen and circle.

1. T-shirt. T-shirt. T-shirt.
2. Scarf. scarf. scarf.
3. Frog. frog. frog
4. Crocodile. crocodile. crocodile.

2 Listen and tick ✓ the correct pictures. (2ps) => 0.5p / a correct answer

Example: an elephant

5. a hippo
6. a parrot
7. a river
8. a teddy bear

3 Listen and circle the correct words. (1p) => 0.5p / a correct answer

Example: cake 9. grass 10. happy







PART B: READING AND WRITING

1 Look at the pictures and tick ✓ the correct words. (1p) => 0.5 p/ a correct answer

11. lion
12. water

2 Read and match. (2ps)

=> 0.5 p/ a correct answer

	<p>Ex. I have a cat.</p>	
	<p>13. This is a leaf.</p>	
	<p>14. I am hot.</p>	
	<p>15. It's a shirt.</p>	
	<p>16. She is happy.</p>	

3 Look at the pictures and complete the sentences . (1p) => 0.5 p/ a correct answer

17. zebra
18. sad

4 Look and make the words with the correct letters. (1p) => 0.5 p/ a correct answer

19. ree
20. triangle

*** THE END ***