



BINHMINH LANGUAGE CENTER

Address: Office 10, 3rd Floor, W2 Building, Vinhomes Westpoint, Pham Hung Street,
Nam Tu Liem District, Hanoi - Tel: 04 3976 6365 - Web: binhminh.com.vn

NỘI DUNG ÔN TẬP HỌC KÌ 2 TIẾNG ANH 1 EXPLORE OUR WORLD

(Giới hạn kiến thức thi hết học kì 2 từ tuần 18- 27 Theo ppct)

A. LANGUAGE CONTENTS	2
Unit 2: My toys	2
Unit 3: My family.....	3
Unit 4: My body	3
B.1. SAMPLE TEST (ORAL TEST) + INSTRUCTIONS & ANSWER KEYS	4
B.2. SAMPLE TEST (WRITTEN TEST)+ INSTRUCTIONS & ANSWER KEYS.....	7

A. LANGUAGE CONTENTS

Unit 2: My toys

I. Vocabulary

dolls	a ball
robots	a kite
balls	toys
kites	look
girls	a balloon
boys	a car
a doll	a teddy bear
a robot	a truck

II. Pronunciation:

/o/ doll

/t/ toy

/b/ boy

III. Grammar

To practice asking and answering about toys

- It's a teddy bear.
- Happy birthday!
- This is my favourite toy!
- Is it a doll?
- No, it isn't.
- Is it a teddy bear?
- Yes, it is.

Unit 3: My family

I. Vocabulary

family	kitchen	brown	balls
grandpa	a bathroom	orange	seven yellow pencils
grandma	a bedroom	black	eight
mother	a living room	white	love
father	blue	cars	do
sister	red	pencils	black
brother	green		cars
me	yellow		seven

Review vocabulary:

- a book, one, two, three, four, five, six, blue, red, green, yellow, brown, orange

II. Pronunciation

/y/ yellow

/a/ apple

/i/ sit

III. Grammar

1. To practice asking and answering question about family members

- Who's this? – It's my brother.

2. To practice asking and answering questions about someone's location

- Where's Grandma?

– In the kitchen.

- How many sisters?

– Three sisters.

Unit 4: My body

I. Vocabulary

body, arms, legs, feet, hands

B1. SAMPLE TEST (ORAL TEST)

① Look and say two letters. / Nhìn và đọc 2 chữ cái. (0.5 ps)

a

b


y

t

i

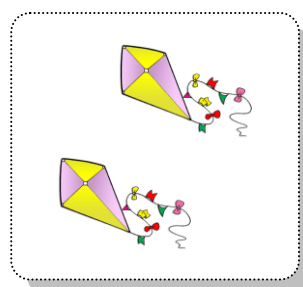

② Look and say. / Nhìn và nói tên tranh. (1p)

A. Basic level (Student says the names of **three** pictures) (0.75 ps)



B. Advanced level (Student says a sentence to talk about **one** of the pictures) (0.25ps)

The teacher should encourage students to make a sentence with "Five balls."



③ Look and read two words. / Nhìn và đọc 2 từ. (0.5ps)

brown

sister

blue

desk

robot

kite

ORAL TEST 2 – GRADE 1

Instruction and Answer key

- ❖ **AIM:** This test is designed to test the students' oral language ability at the end of semester II.
- ❖ **TESTER:**
 - ✓ All of the students will be tested by FOREIGN TEACHER.
 - ✓ The Vietnamese teaching assistant controls the class during the speaking test.
- ❖ **TIME ALLOWANCE:** Max: 3 mins/ a student (including 1 minute to prepare)
- ❖ **PROCEDURE:** The test is divided into 3 parts:

① **Look and say two letters. (0.5ps)** => *0.25ps for each correct letter.*

Students read two of the letters:

- The teacher asks students one by one to speak out any two of the letters.
- Students get 0.25 point for each correct letter:
 - ✓ With good pronunciation.
 - ✓ With good the greatest fluency.

② **Look and say. (1 p)** → *0.25ps for each correct answer*

A. Basic level (0.75ps) => 0.25ps for each correct word

*Students read **three** words which are the names of the pictures:*

- The teacher points to any three of the pictures and students answer what pictures are about.
- Students get 0.25 point for each correct word:
 - ✓ With good pronunciation.
 - ✓ With good the greatest fluency.

Example: T: What's this? ⇒ S: (It's a) book.

*(Total 6 words: **robot, mother, black, eight, liivng room, (two) birds**)*

B. Advanced level (0.25ps) => 0.25ps for the correct sentence

The teacher should encourage students to make a sentence with "Five balls".

Picture 1: *Five balls.*

Picture 2: *Three yellow trucks.*

Picture 3: *Two kites.*

Picture 4: *One brown teddy bear.*

③ Look and read. (0.5ps) => 0.25ps for each correct word.

Students read two of the words

- In this part of the speaking test, the teacher points to any two of the words and asks students to read aloud with the same method above (part 2A).
- Students get 0.25 point for each correct word:
 - ✓ With good pronunciation
 - ✓ With good the great fluency.

NOTE: *At the end of the speaking test, the teachers are required to:*


- ✓ *Write the students' scores in the score box,*
- ✓ *Write your full name and sign your name,*
- ✓ *Write some comments.*

B2. SAMPLE TEST (WRITTEN TEST)

PART A: LISTENING

① Listen and tick ✓ the correct pictures. / Nghe và đánh dấu ✓ vào tranh đúng. (2ps)

E.g:



1. →




←



2.



3.



4.



② Listen and circle the correct words. / Nghe và khoanh tròn vào từ đúng. (2ps)

E.g:

cat

car

5

green three

6

bedroom bathroom

7

doll ball

8

hands arms

PART B: READING & WRITING

1 Look and tick ✓ the correct pictures. / Nhìn và đánh dấu ✓ vào tranh đúng. (1p)


E.g:

cat



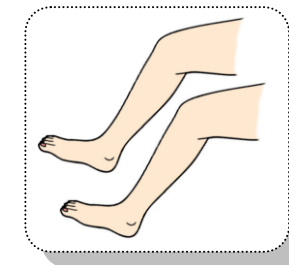
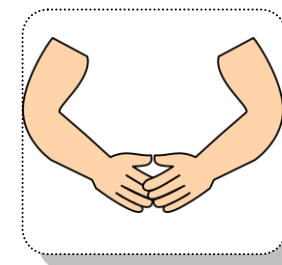
9.

boy


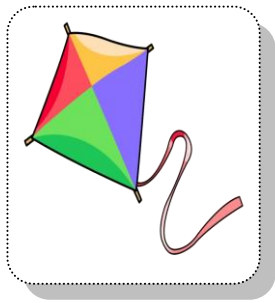


10.

legs



② Look and match. / Nhìn và nối từ với tranh. (1p)



E.g. *blue*

11. *seven*

12. *bathroom*

13. *kite*

14. *pencil*



③ Look at the pictures and complete the sentences. / Nhìn tranh và hoàn thành câu. (1p)

E.g.: - What is it?
- It's a _____.

- A.** **chair**
B. **desk**



15. Is it a doll? - _____.

- A.** **Yes, it is.**
B. **No, it isn't.**



16. Where is mother? - _____.

- A.** **In the kitchen**
B. **In the bedroom**



4 Fill in the missing letters to complete the words. / Điền chữ cái còn thiếu để hoàn thành từ. (1p)

Ex:

cat



17.

 randma



18.

re



19.

 oll



20.

 ruck



**** THE END ****

INSTRUCTIONS & ANSWER KEYS

PART A: LISTENING (giáo viên tự đọc audio)

1 Listen and tick ✓ the correct pictures (2ps) => 0.5 ps/ a correct answer

➤ Teachers read 3 times:

Example: elephant

1. father 2. doll 3. robot 4. one

2 Listen and circle the correct words. (2ps) => 0.5ps / a correct answer

➤ Teachers read 3 times:

- Example: cat 5. green 6. bedroom 7. ball 8. hands

PART B: READING & WRITING

1 Look and tick ✓ the correct pictures. (1p) => 0.5 ps/ a correct answer

9. picture 1 10. picture 2

2 Look and match. (1p) => 0.25 ps/ a correct answer

Look and match. / Nhìn và nối từ với tranh. (1p)

E.g: blue

11. seven

12. bathroom

13. kite

14. pencil

3 Look at the pictures and complete the sentences. (1p) => 0.5 ps/ a correct answer

15. A 16. A

4 Fill in the missing letters to complete the words. (1p) => 0.25 ps/ a correct answer

17. grandma 18. red 19. doll 20. truck

---- THE END ----